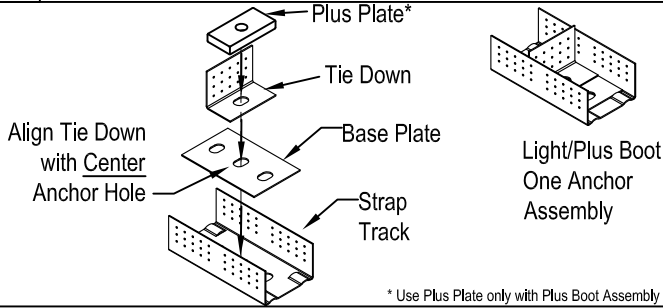


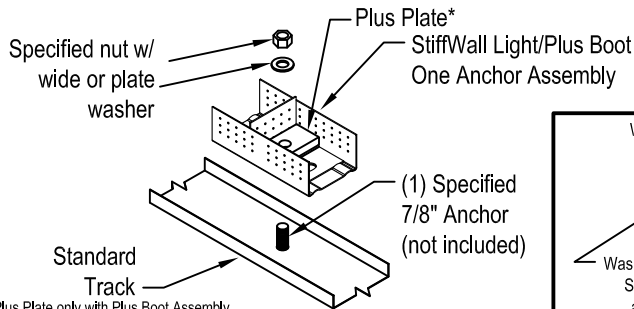
## Option 1: One Anchor Bolt

**1** For single anchor bolt installation, stack required components in the order shown from top to bottom, lining up the center anchor holes.

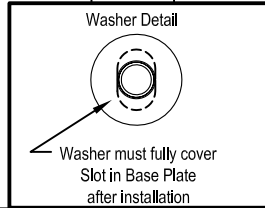


\* Use Plus Plate only with Plus Boot Assembly

**2** Install Boot in standard track at StiffWall Column location.

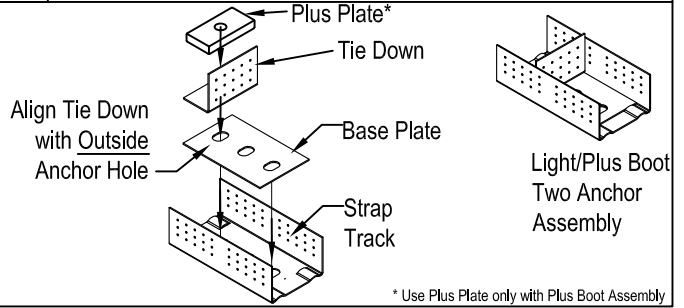


\* Use Plus Plate only with Plus Boot Assembly



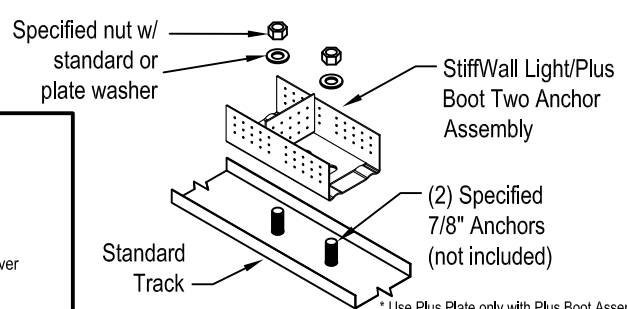
## Option 2: Two Anchor Bolts

**1** For two anchor bolt installation, stack required components in the order shown from top to bottom, lining up the outermost anchor holes.



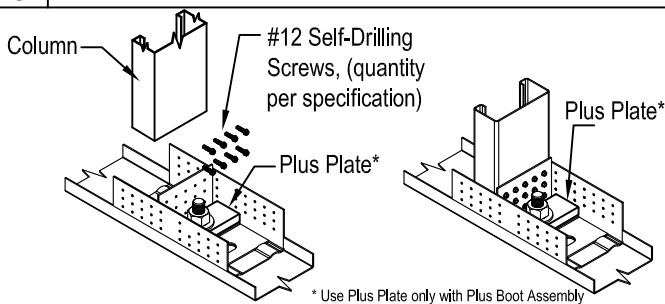
\* Use Plus Plate only with Plus Boot Assembly

**2** Install Boot in standard track at StiffWall Column location.



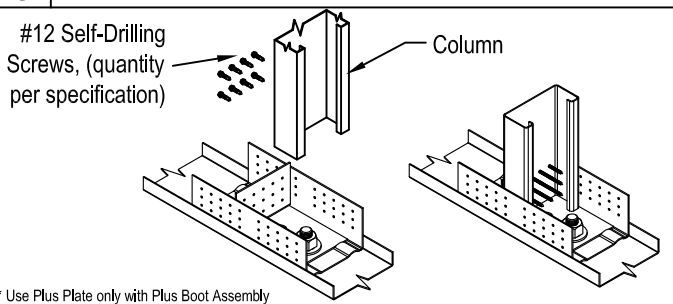
\* Use Plus Plate only with Plus Boot Assembly

**3** Attach StiffWall Column to StiffWall Boot.



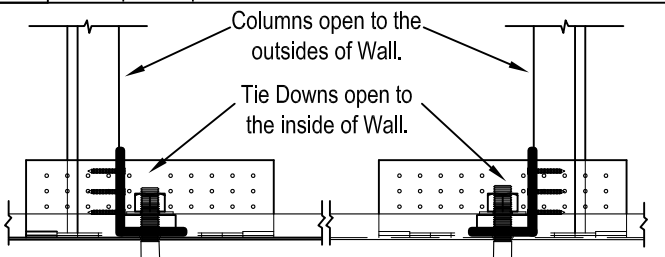
\* Use Plus Plate only with Plus Boot Assembly

**3** Attach StiffWall Column to StiffWall Boot.



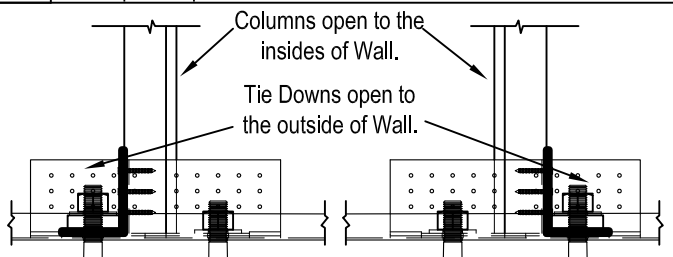
\* Use Plus Plate only with Plus Boot Assembly

**4** Continue traditional framing methods until the 2nd StiffWall Column, then repeat steps 1-3. Take care to orient the Boots as shown below.



\* Use Plus Plate only with Plus Boot Assembly

**4** Continue traditional framing methods until the 2nd StiffWall Column, then repeat steps 1-3. Take care to orient the Boots as shown below.



\* Use Plus Plate only with Plus Boot Assembly

**5** For both Options, align and tighten the flat strap, and attach through StiffWall Strap Track.

