


DriftTrak® DTH Installation Instructions


Lateral Deflection at Slab Edge




Insert DTH inside concrete slab form prior to pouring concrete.




Adjust DTH vertically per design details. Block end to prevent concrete seepage.




After concrete form is removed, twist clips into DTH track.



Install stud panel and slide clips into place.



Ensure stiffener is in place.



Attach stud to clip with specified fasteners through guide holes.

US Patent #7,503,150 & Patent Pending

© 2018 The Steel Network, Inc. All rights reserved.

Revision 1

Products on this page are designed and manufactured for the specific purposes shown, and should not be used in other applications unless approved by a qualified design professional. All modifications to products or changes in installation procedures should be made by a qualified design professional. The performance of such modified products or altered installation procedures is the sole responsibility of the design professional or installation contractor. The installation contractor is responsible for installing all products in accordance with relevant specifications and building codes.