

# StiffClip® WC


Web Connector



### Material Composition

**54mil:** ASTM A1003/A1003M Structural Grade 40 (275) Type H, ST40H (ST275H): 40ksi (275MPa) minimum yield strength, 55ksi (380MPa) minimum tensile strength, 54mil minimum thickness (16 gauge, 0.0566" design thickness) with ASTM A653/A653M G90 (Z275) hot dipped galvanized coating.

**118mil:** ASTM A1003/A1003M Structural Grade 50 (340) Type H, ST50H (ST340H): 50ksi (340MPa) minimum yield strength, 65ksi (450MPa) minimum tensile strength, 118mil minimum thickness (10 gauge, 0.1242" design thickness) with ASTM A653/A653M G90 (Z275) hot dipped galvanized coating.



### StiffClip WC Allowable Loads

StiffClip® WC, Recommended Allowable Load (lbs)														
Stud		WC350-54, 10" lg				WC350-118, 10"lg				WC550-54, 13"lg				
Max Thickness (Web or Chord) Mils (ga)	Yield Strength (ksi)	w/2 #12 Screws	w/4 #12 Screws	w/6 #12 Screws	w/8 #12 Screws	w/2 #12 Screws	w/4 #12 Screws	w/6 #12 Screws	w/8 #12 Screws	w/2 #12 Screws	w/4 #12 Screws	w/6 #12 Screws	w/8 #12 Screws	w/10 #12 Screws
33	33	167	246	398	1,300	377	754	1,130	1,507	82	118	184	327	737
33	50	167	246	398	1,300	544	1,089	1,633	2,178	82	118	184	327	737
43	33	167	246	398	1,300	561	1,122	1,682	2,243	82	118	184	327	737
43	50	167	246	398	1,300	810	1,620	2,431	3,241	82	118	184	327	737
54	33	167	246	398	1,300	789	1,577	2,366	3,154	82	118	184	327	737
54	50	167	246	398	1,300	1,139	1,817	2,944	4,556	82	118	184	327	737
68 & 97	50	167	246	398	1,300	1,232	1,817	2,944	5,275	82	118	184	327	737
<b>Max Allowable Clip Load</b>		<b>1,300*</b>				<b>5,275*</b>				<b>737**</b>				

StiffClip® WC, Recommended Allowable Load (lbs)															
Stud		WC550-118, 13" lg				WC750-54, 16"lg					WC750-118, 16"lg				
Max Thickness (Web or Chord) Mils (ga)	Yield Strength (ksi)	w/4 #12 Screws	w/6 #12 Screws	w/8 #12 Screws	w/10 #12 Screws	w/4 #12 Screws	w/6 #12 Screws	w/8 #12 Screws	w/10 #12 Screws	w/12 #12 Screws	w/4 #12 Screws	w/6 #12 Screws	w/8 #12 Screws	w/10 #12 Screws	w/12 #12 Screws
33	33	754	1,130	1,507	1,884	112	161	251	447	1,005	754	1,130	1,507	1,884	2,261
33	50	1,089	1,633	2,178	2,722	112	161	251	447	1,005	1,089	1,633	2,178	2,722	3,266
43	33	1,122	1,682	2,243	2,804	112	161	251	447	1,005	1,122	1,682	2,243	2,804	3,365
43	50	1,249	1,951	3,241	4,051	112	161	251	447	1,005	1,183	1,703	2,661	4,051	4,861
54	33	1,249	1,951	3,154	3,943	112	161	251	447	1,005	1,183	1,703	2,661	4,731	6,834
54	50	1,249	1,951	3,469	5,695	112	161	251	447	1,005	1,183	1,703	2,661	4,731	6,834
68	50	1,249	1,951	3,469	7,774	112	161	251	447	1,005	1,183	1,703	2,661	4,731	9,662
97	50	1,249	1,951	3,469	7,774	112	161	251	447	1,005	1,183	1,703	2,661	4,731	10,188
<b>Max Allowable Clip Load</b>		<b>7,774**</b>				<b>1,005**</b>					<b>10,601**</b>				

### Notes:

- Allowable design loads apply to tension or compression on StiffClip WC utilizing the fastener patterns shown on next page.
- Allowable loads have not been increased for wind, seismic, or other factors.
- All guide holes may not require fasteners. Number and size of fasteners used is based on fastener manufacturer's allowable load data, and is to be determined by designer.
- Use of strengthening ribs varies with each clip.

\* Load based on structural test.  
 \*\* Load based on calculations.

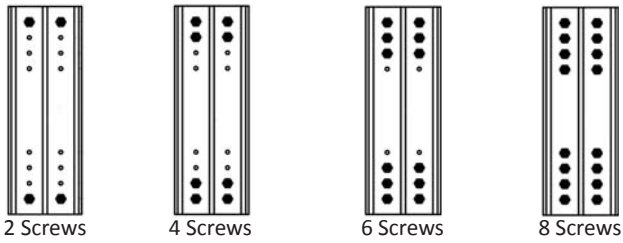
### Load Direction



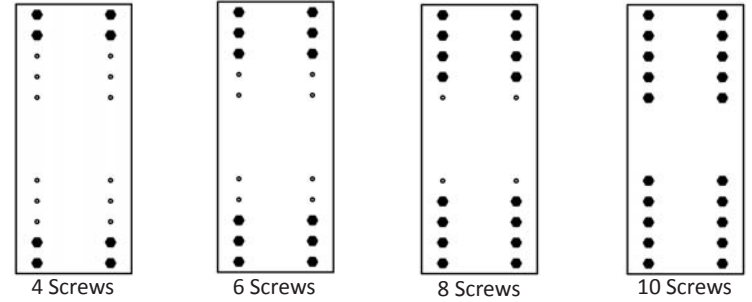
\*\*\*StiffClip WC Screw Patterns are shown on next page.

**Screw Patterns**

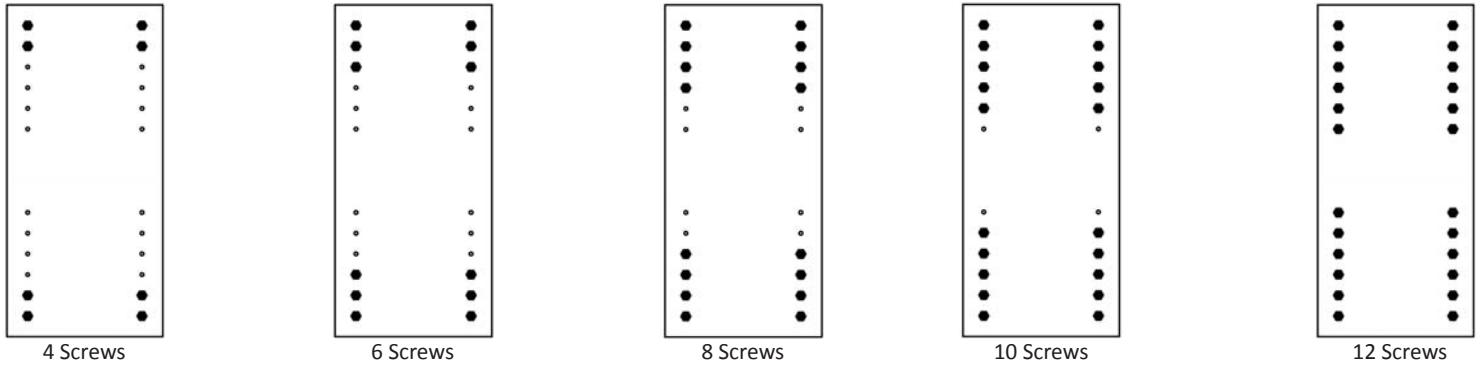
**WC350-XX**



**WC550-XX**



**WC750-XX**



**Nomenclature**

StiffClip WC is designated by multiplying stud depth in inches by 100, then listing material, thickness and length.

**Example:** 3½" stud depth, 54mil steel thickness, 10" long

**Designate:** StiffClip® WC350-54 10"

**Example Details**

