

VertiTrack® VTX

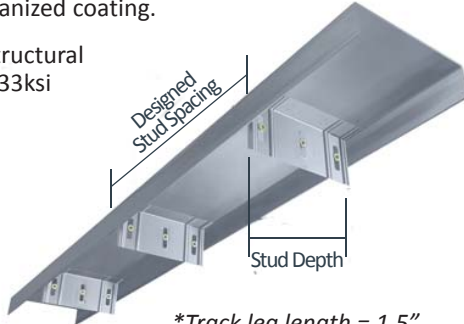
Exterior Head of Wall



Material Composition

Clip Material: ASTM A1003/A1003M Structural Grade 50 (340) Type H, ST50H (ST340H): 50ksi (340MPa) minimum yield strength, 65ksi (450MPa) minimum tensile strength, 68mil minimum thickness (14 gauge, 0.0713" design thickness) with ASTM A653/A653M G90 (Z275) hot dipped galvanized coating.

Track Material: ASTM A1003/A1003M Structural Grade 33 (230) Type H, ST33H (ST230H): 33ksi (230MPa) minimum yield strength, 45ksi (310MPa) minimum tensile strength, 43mil minimum thickness (18 gauge, 0.0451" design thickness) with ASTM A653/A653M G60 (Z180) hot dipped galvanized coating.



*Track leg length = 1.5".



US Patents #5,467,566 & #5,906,080

The attachment of VertiTrack to the primary structure may be made with PAFs, screw/bolt anchors or weld and is dependent upon the base material (steel or concrete) and the design configuration.

VertiTrack VTX Allowable (Unfactored) Loads¹

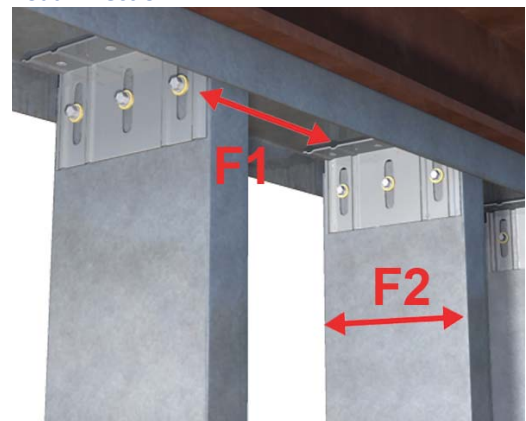
VertiTrack® VTX, Recommended Allowable Load (lbs): F1 & F2 (VertiClip® SL Loads)												
Stud		F1 Load Direction				F2 Load Direction						
Thickness Mils (ga)	Yield Strength (ksi)	VTX362	VTX400	VTX600		VTX800	VTX362	VTX400	VTX600		VTX800	
		w/2 #12 screws	w/2 #12 screws	w/2 #12 screws	w/3 #12 screws	w/2 #12 screws	w/2 #12 screws	w/2 #12 screws	w/2 #12 screws	w/3 #12 screws	w/2 #12 screws	w/3 #12 screws
33 (20)	33	190	190	190	285	190	377	377	377	565	377	565
33 (20)	50	248	199	275	367	275	544	544	544	817	544	817
43 (18)	33	248	199	248	367	248	561	561	561	841	561	841
43 (18)	50	248	199	359	367	359	790	810	810	1,215	810	1,215
54 (16)	33	248	199	312	367	312	789	789	789	1,183	789	1,183
54 (16)	50	248	199	367	367	362	790	1,136	1,139	1,680	1,139	1,709
68 (14)	50	248	199	367	367	362	790	1,136	1,610	1,680	1,610	1,870
97 (12)	50	248	199	367	367	362	790	1,136	1,680	1,680	1,698	1,870
Max Allowable Clip Load		248	199	367		362	790	1,136	1,680		1,870	

Notes:

- Allowable load tables incorporate eccentric loading of fasteners. Values with welded connection may increase.
- VertiTrack VTX is assembled with VertiClip SL pre-attached at 16" o.c. and 24" o.c.
- Loads are the same as VertiClip® SL.
- Fasten within 3/4" from the angle heel (centerline of the 1/2" leg) to minimize eccentric load transfer.
- VertiTrack VTX series is designed to support horizontal loads and should not be used in axial-load-bearing wall construction.
- Total vertical deflection of up to 1 1/2" (3/4" up and 3/4" down). Deflection requirements greater than 3/4" (up and down) are available. Custom spacing is also available.
- Allowable loads have not been increased for wind, seismic, or other factors.
- #12 screws are provided with each step bushing for attachment to the stud web.
- Strengthening ribs and guide holes are present in 3 5/8" and 6" sizes.

¹ For LRF Design Strengths refer to ICC-ESR-2049.

Load Direction



Nomenclature

VertiTrack VTX is manufactured in 12 ft. lengths. VertiTrack is designated by type (VTX), followed by stud depth in inches multiplied by 100 and stud spacing.

Example: 6" deep stud, 16" on center

Designate: VertiTrack® VTX600-16

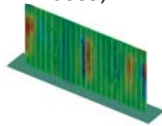


UL®-Classified Head of Wall Assemblies

HW-D-0003, HW-D-0024, HW-D-0025, HW-D-0036, HW-D-0042, HW-D-0043, HW-D-0044, HW-D-0045, HW-D-0046, HW-D-0047, HW-D-0048, HW-D-0049, HW-D-0054, HW-D-0062, HW-D-0063, HW-D-0066, HW-D-0067, HW-D-0068, HW-D-0069, HW-D-0071, HW-D-0072, HW-D-0073, HW-D-0076, HW-D-0077, HW-D-0082, HW-D-0083, HW-D-0084, HW-D-0085, HW-D-0087, HW-D-0089, HW-D-0091, HW-D-0102, HW-D-0106, HW-D-0152, HW-D-0154, HW-D-0160, HW-D-0162, HW-D-0167, HW-D-0184, HW-D-0185, HW-D-0186, HW-D-0190, HW-D-0193, HW-D-0209, HW-D-0218, HW-D-0246, HW-D-0256, HW-D-0259, HW-D-0263, HW-D-0271, HW-D-0272, HW-D-0275, HW-D-0277, HW-D-0278, HW-D-0280, HW-D-0293, HW-D-0299, HW-D-0310, HW-D-0313, HW-D-0321, HW-D-0322, HW-D-0324, HW-D-0341, HW-D-0342, HW-D-0353, HW-D-0356, HW-D-0357, HW-D-0358, HW-D-0363, HW-D-0365, HW-D-0368, HW-D-0370, HW-D-0371, HW-D-0401, HW-D-0404, HW-D-0420, HW-D-0421, HW-D-0453, HW-D-0455, HW-D-0460, HW-D-0461, HW-D-0462, HW-D-0463, HW-D-0466, HW-D-0468, HW-D-0470, HW-D-0475, HW-D-0477, HW-D-0483, HW-D-0491, HW-D-0526, HW-D-0527, HW-D-0532, HW-D-0545, HW-D-0639, HW-D-0642, HW-D-0644, HW-D-0645, HW-D-0646, HW-D-0687, HW-D-0689, HW-D-0695, HW-D-0696



VertiClip SL362, SL600 & SL800
ICC-ESR-2049
www.icc-es.org



VertiClip SL Series
Blast and Seismic Design data
www.steelnetwork.com

* For more information or to review a copy of each of these reports, please visit our website at <http://www.steelnetwork.com/Site/TechnicalData>